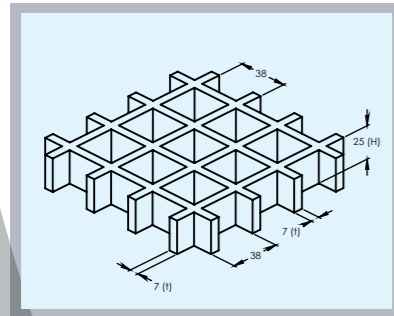


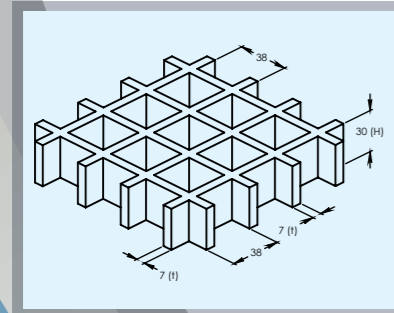
# Molded Grating Performane Chart

Uniform Distributed Load (UDL), Concentrated Load (CL), ΔU : UDL Deflection in mm, ΔC : CL Deflection in mm



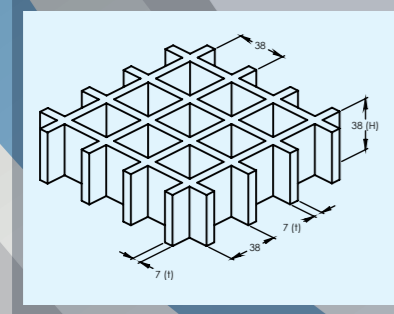
MG25(38/38)

SPAN mm	LOAD (UDL : Kn/m <sup>2</sup> , CL : Kn/m)					
	UDL	1.2	2.4	3.6	4.8	9.7
305	ΔU	0.0	0.0	0.0	0.0	0.0
	ΔC	0.53	0.81	1.62	3.16	4.5
457	ΔU	0.21	0.38	0.56	0.75	1.51
	ΔC	1.83	2.76	5.42	10.8	
610	ΔU	0.58	1.17	1.75	2.32	4.68
	ΔC	4.27	6.38	12.72		
914	ΔU	3.03	6.04	12.1		
	ΔC	0.0				



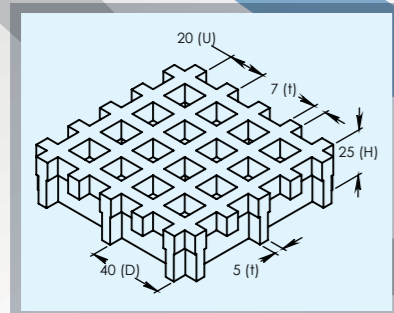
MG30(38/38)

SPAN mm	LOAD (UDL : Kn/m <sup>2</sup> , CL : Kn/m)					
	UDL	1.2	2.4	3.6	4.8	9.7
457	ΔU	0.01	0.2	0.3	0.5	0.9
	ΔC	1.09	1.67	3.21	6.36	3.9
610	ΔU	0.36	0.69	1.02	1.35	2.71
	ΔC	2.45	3.68	7.22		
914	ΔU	1.58	3.15	4.78	6.27	12.69
	ΔC	7.62				
1219	ΔU	2.85	5.67	8.48	11.3	
	ΔC	0.0				



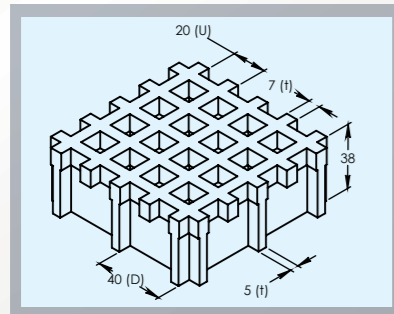
MG38(38/38)

SPAN mm	LOAD (UDL : Kn/m <sup>2</sup> , CL : Kn/m)					
	UDL	1.2	2.4	3.6	4.8	9.7
457	ΔU	0.00	0.0	0.0	0.0	0.0
	ΔC	0.53	0.81	1.62	3.16	4.5
610	ΔU	0.18	0.37	0.54	0.72	1.45
	ΔC	1.35	2.03	3.92	7.86	11.93
914	ΔU	0.93	1.84	2.77	3.7	7.37
	ΔC	4.45	6.7	13.34		
1219	ΔU	2.85	5.67	8.48	11.3	
	ΔC	10.30				



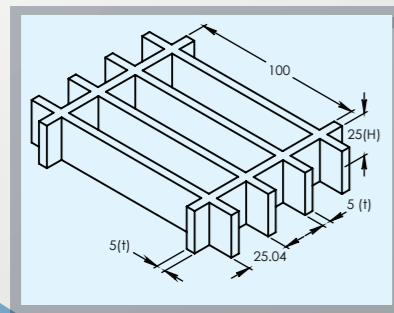
MG25(20/20)

SPAN mm	LOAD (UDL : Kn/m <sup>2</sup> , CL : Kn/m)					
	UDL	1.2	2.4	3.6	4.8	9.7
305	ΔU	0.0	0.0	0.0	0.0	0.0
	ΔC	0.46	0.65	1.34	2.62	3.9
457	ΔU	0.14	0.31	0.49	0.61	1.21
	ΔC	1.47	2.26	4.4	8.53	
610	ΔU	0.47	0.97	1.39	1.87	3.68
	ΔC	3.35	5.02	9.89		
914	ΔU	2.36	4.71	7.06	9.38	
	ΔC	0.0				



MG38(20/20)

SPAN mm	LOAD (UDL : Kn/m <sup>2</sup> , CL : Kn/m)					
	UDL	1.2	2.4	3.6	4.8	9.7
457	ΔU	0.00	0.0	0.0	0.0	0.0
	ΔC	0.51	0.75	1.48	2.91	4.42
610	ΔU	0.15	0.31	0.45	0.61	1.22
	ΔC	0.77	1.53	2.28	3.02	6.01
914	ΔU	1.02	1.58	3.2	6.5	9.71
	ΔC	3.63	5.58	10.8		
1219	ΔU	2.46	4.89	7.35	9.78	
	ΔC	8.98	13.38			



MG25(25/100)

SPAN mm	LOAD (UDL : Kn/m <sup>2</sup> , CL : Kn/m)					
	UDL	1.2	2.4	3.6	4.8	9.7
305	ΔU	0.0	0.0	0.0	0.0	0.0
	ΔC	0.34	0.48	0.92	1.81	2.72
457	ΔU	0.12	0.24	0.35	0.46	0.93
	ΔC	1.21	1.69	3.37	6.71	10.07
610	ΔU	0.4	0.78	1.18	1.52	3.05
	ΔC	2.7	4.06	8.08		
914	ΔU	1.86	3.7	5.57	7.4	
	ΔC	8.92				

# MuiGrate

## Molded FRP Grating



**MUI FATT MARKETING SDN. BHD.**

www.muifatt.com

Phone : +603-3134 3888 Fax : +603-3134 3889


Email : sales@muifatt.com.my

Notes  
1. The Load on the charts are subjected to Static Load Condition at ambient temperature only  
2. Long term loads will result in added deflection due to creep in the material and will also require high safety factors to ensure acceptable performance. For design purposes, the recommended safety factor is 2.0


# MuiGrate

**MuiGrate** is a one-piece (integral), reinforced FRP grating in standard panels and sizes. It is manufactured by interweaving continuous, thoroughly-wetted, fiberglass strand with thermosetting resin systems. Typical applications include floor systems, walkways, work platforms, stairs, ramps, trench covers and catwalks. **MuiGrate's** integral, long-lasting anti-slip top surface makes this the grating of choice in many industries. It is preferred when slippery working conditions are present.

The High resin content (65%) provides long maintenance-free performance. The strong mesh grating panel allows efficient on-site cutting to minimize grating waste. Molded grating is significantly lighter in weight than metallic gratings. Standard **MuiGrate** grating has a concave profile on the upper surface for kid resistance. Grit tops are available upon request.



Gritted



Non Gritted



Covered FRP Gritted

## FIBERGRATE MARKETS

- Architectural
- Bridge & Highway
- Chemical
- Commercial
- Food & Beverage
- Manufacturing
- Metal & Mining
- Microelectronics
- Oil & Gas
- Offshore
- Pharmaceutical
- Power
- Pulp & Paper
- Recreation
- Telecommunications
- Transportation
- Water & Wastewater

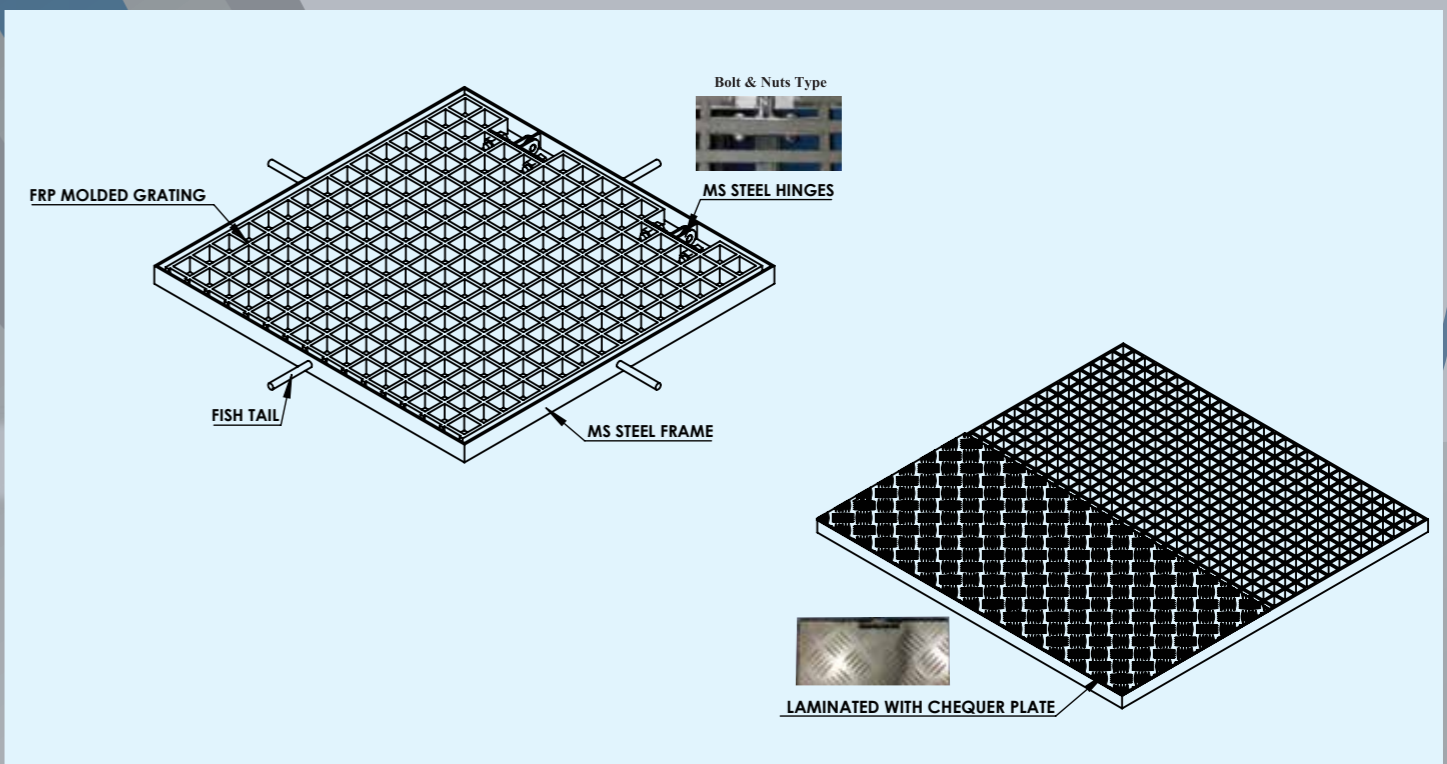
## Resin System

<p><b>Orthophthalic Polyester Resin</b></p> <p>Durable and long lasting reinforced plastics to replace rusting steel and such reduce maintenance free. Non-recyclable to avoid theft. Useable in construction or commercial that less chemical resistance required</p>	<p><b>Vinyl Ester Resin</b></p> <p>Such resin provides the most chemical resistance in the industry, designed to withstand hardest chemical environment over a broad range of acids and caustics, it is primarily used in petrochemical waste water and plating factory.</p>
<p><b>Isophthalic Polyester Resin</b></p> <p>Provides an intermediate level of resistance and is the correct resin choice for grating subjected to splash and spill contact with harsh chemicals, and is a very good general purpose resin at a reduced cost compared to the premium vinyl ester resin</p>	<p><b>Fire Rating / FR</b></p> <p>Fire resistance for each resin for above are available for area that high fire rating application. Eg, ISO-FR/ GP-FR/ VE-FR.</p>

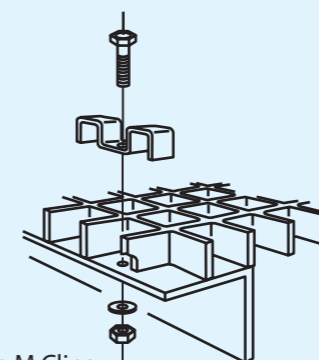
## Standard Size Specification :-

Series	Height (mm)	Mesh Size (MM)	Standard Penal %	Open Area	Weight		Desp
					(kg/panel)	(kg/m <sup>2</sup> )	
MG25(38/38)	25	38 x 38	1220 x 3660	69%	55.0	12.32	Square
MG30(38/38)	30	38 x 38	1220 x 3660	69%	67.0	15.00	Square
MG38(38/38)	38	38 x 38	1220 x 3660	68%	90.0	20.16	Square
MG25(20/20)	25	20 x 20 (U) 40 x 40 (D)	1220 x 3660	38%	73.0	16.35	Minimesh
MG38(20/20)	38	20 x 20(U) 40 x 40(D)	1007 x 4047	42%	89.0	21.84	Minimesh
MG25(25/100)	25	25 x 100	1210 x 4112	67%	62.0	12.46	Long

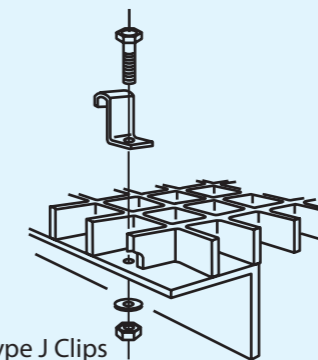
\* U : Upper Mesh D : Lower Mesh



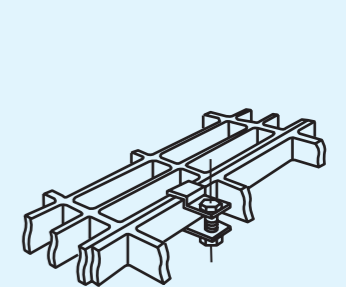
## Installation Fixing for Molded Grating



Type M Clips  
For attaching grating to supports.



Type J Clips  
For attaching grating to supports for moderate loads.



Type C Clips  
For joining two unsupported edges if needed.